

# Limited Term Pool

## Monthly Report

December 31, 2016



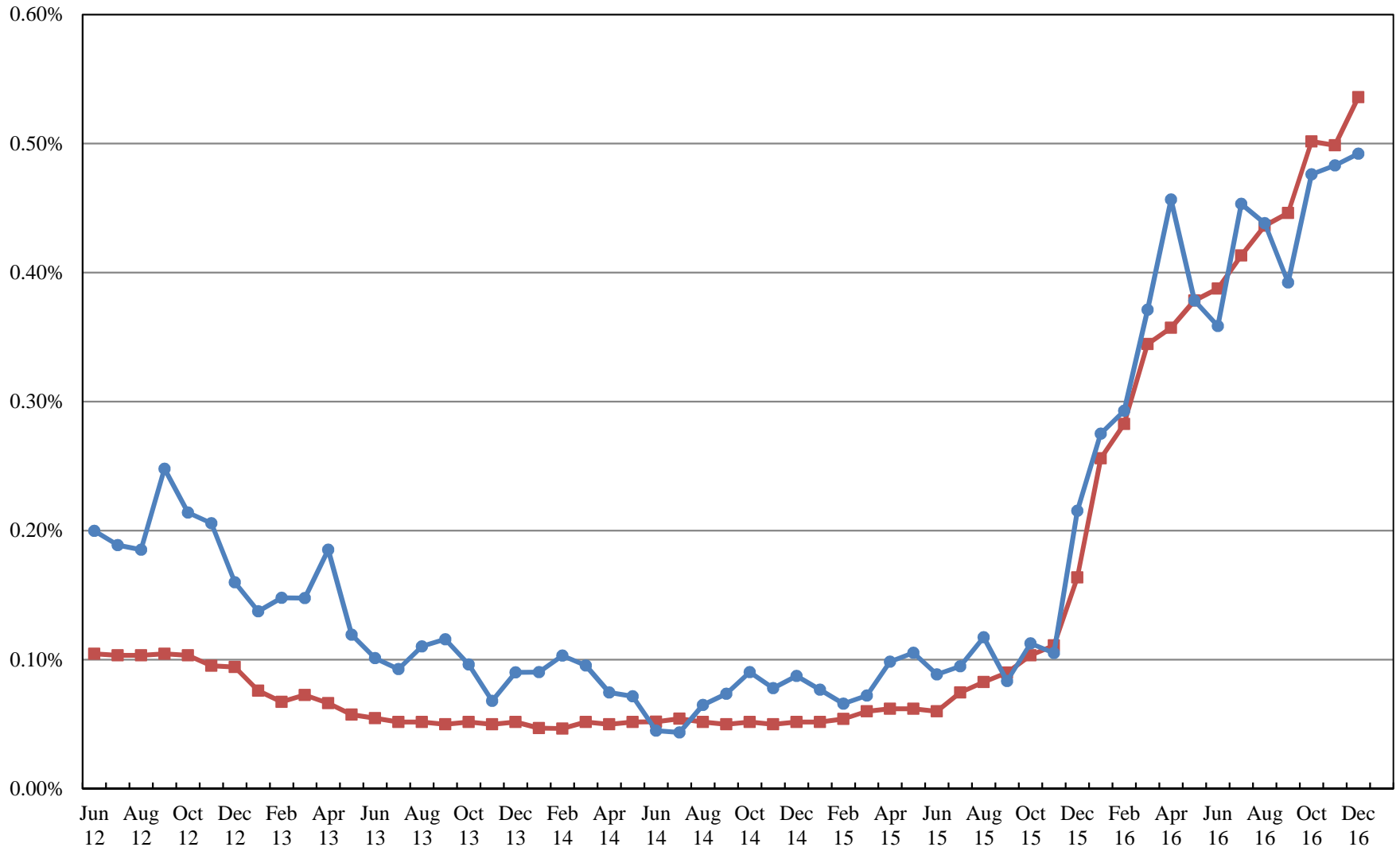
The Office of Financial Management manages the Limited Term Pool as if it were a Money Market Mutual Fund. This is a report that provides the monthly disclosures required by the rules that are in accordance with such funds.



Commonwealth of Kentucky  
William M. Landrum III, Secretary,  
Finance and Administration Cabinet

# LIMITED TERM POOL MONTHLY PERFORMANCE

Local Government Investment Pool  
Limited Term Pool



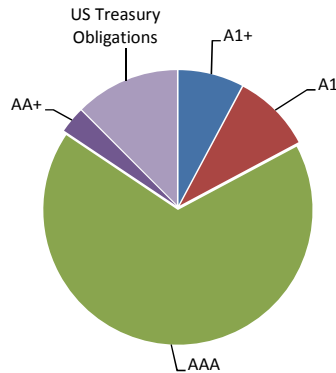
**LIMITED TERM POOL**  
**AS OF December 31, 2016**

Category of Investment / Issuer	Cusip	Coupon	Effective Maturity	Final Maturity	Principal	Amortized Cost
<b>Financial Company Commercial Paper</b>						
Bank Tokyo-Mit UFJ NY	06538BR62	0.00	4/6/2017	4/6/2017	25,000,000.00	24,934,125.00
Canadian Imperial Hlding	13607ET66	0.00	6/6/2017	6/6/2017	25,000,000.00	24,882,361.00
Cooperatieve RaboBank	21687APF4	0.00	2/15/2017	2/15/2017	25,000,000.00	24,966,555.50
Royal Bank of Canada	78009AN67	0.00	1/6/2017	1/6/2017	25,000,000.00	24,998,229.25
Swedbank	87019RQ66	0.00	3/6/2017	3/6/2017	25,000,000.00	24,969,000.00
					<u>125,000,000.00</u>	<u>124,750,270.75</u>
<b>Certificate of Deposit</b>						
Bank of Montreal Chicago	06427KAY3	1.05	3/23/2017	3/23/2017	25,000,000.00	25,000,000.00
Sumitomo Mitsui Trust	86564EDT0	0.98	1/27/2017	1/27/2017	25,000,000.00	25,000,000.00
Toronto-Dominion Bank	89113WMN3	0.98	5/15/2017	5/15/2017	25,000,000.00	25,000,000.00
Wells Fargo Bank NA	94989RDD7	0.98	3/2/2017	3/2/2017	25,000,000.00	25,000,000.00
					<u>100,000,000.00</u>	<u>100,000,000.00</u>
<b>Government Agency Debt</b>						
FHLB	313385DL7	0.00	3/24/2017	3/24/2017	50,000,000.00	49,951,111.00
					<u>50,000,000.00</u>	<u>49,951,111.00</u>
<b>Investment Company</b>						
Fidelity Prime Mny Mkt	31607A208	0.00	1/1/2017	1/1/2017	150,000,000.00	150,030,000.00
JP Morgan Prime Mny Mkt	4812A0367	0.00	1/1/2017	1/1/2017	150,000,000.00	150,045,000.00
Morgan Stanley Prime Mny Mkt	61747C715	0.00	1/1/2017	1/1/2017	150,000,000.00	150,030,000.00
State Street Mny Mkt	85749P101	0.00	1/1/2017	1/1/2017	150,000,000.00	150,015,000.00
					<u>600,000,000.00</u>	<u>600,120,000.00</u>
<b>Other Commercial Paper</b>						
American Honda Finance	02665JN97	0.00	1/9/2017	1/9/2017	25,000,000.00	24,997,708.25
Toyota Motor Credit Corp	89233GS49	0.00	5/4/2017	5/4/2017	25,000,000.00	24,916,812.50
					<u>50,000,000.00</u>	<u>49,914,520.75</u>
<b>Government Agency Repurchase Agreement</b>						
BNP Paribas	N/A	0.54	1/1/2017	1/1/2017	100,000,000.00	100,000,000.00
Scotia	N/A	0.52	1/1/2017	1/1/2017	200,000,000.00	200,000,000.00
Clinton Bank	N/A	0.55	1/4/2017	1/4/2017	3,400,000.00	3,400,000.00
United Cumberland Bank	N/A	0.55	1/4/2017	1/4/2017	2,500,000.00	2,500,000.00
Bank of Columbia	N/A	0.55	1/4/2017	1/4/2017	250,000.00	250,000.00
Bank of Jamestown	N/A	0.55	1/4/2017	1/4/2017	4,000,000.00	4,000,000.00
Bank of McCreary	N/A	0.63	6/30/2017	6/30/2017	1,500,000.00	1,500,000.00
Traditional Bank	N/A	0.45	1/3/2017	1/3/2017	30,000,000.00	30,000,000.00
Traditional Bank	N/A	0.40	1/3/2017	1/3/2017	75,000,000.00	75,000,000.00
					<u>416,650,000.00</u>	<u>416,650,000.00</u>
<b>Other Municipal Debt</b>						
City of Monroe, MI	611101LZ7	0.98	5/1/2017	5/1/2017	705,000.00	705,000.00
Inter-Pool Borrowings	N/A	0.52	1/1/2017	1/1/2017	59,195,069.90	59,195,069.90
					<u>59,900,069.90</u>	<u>59,900,069.90</u>
<b>Treasury Debt</b>						
Treasury Note	912828K66	0.50	4/30/2017	4/30/2017	50,000,000.00	50,001,235.00
Treasury Bill	912796KG3	0.00	2/9/2017	2/9/2017	50,000,000.00	49,974,254.00
Treasury Bill	912796KJ7	0.00	2/23/2017	2/23/2017	50,000,000.00	49,966,673.00
Treasury Bill	912796KU2	0.00	5/4/2017	5/4/2017	50,000,000.00	49,916,644.50
					<u>200,000,000.00</u>	<u>199,858,806.50</u>
					<u>1,601,550,069.90</u>	<u>1,601,144,778.90</u>

**LIMITED TERM POOL RATING AND SECTOR DISTRIBUTIONS**  
AS OF December 31, 2016

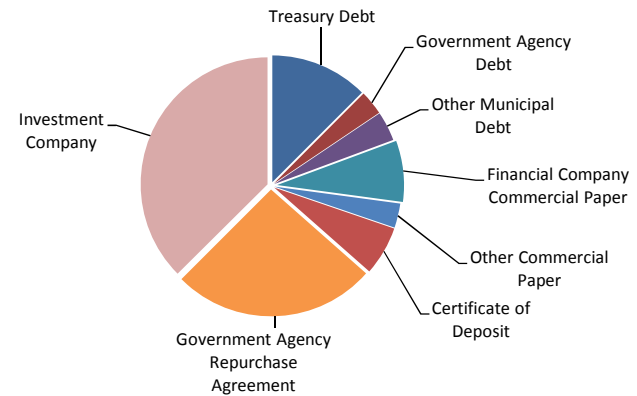
**CREDIT RATING DISTRIBUTION**

	Book Value	as % of Total
<b>Short Term Ratings</b>		
A1+	\$124,884,041.75	7.80%
A1	\$150,485,749.75	9.40%
Subtotal	<u>\$275,369,791.50</u>	<u>17.20%</u>
<b>Long Term Ratings</b>		
AAA	\$1,075,965,069.90	67.20%
AA+	\$49,951,111.00	3.12%
AA	\$0.00	0.00%
AA-	\$0.00	0.00%
A+	\$0.00	0.00%
A	\$0.00	0.00%
A-	\$0.00	0.00%
Subtotal	<u>\$1,125,916,180.90</u>	<u>70.32%</u>
US Treasury Obligations	\$199,858,806.50	12.48%
<b>Grand Total</b>	<u><u>\$1,601,144,778.90</u></u>	<u><u>100.00%</u></u>



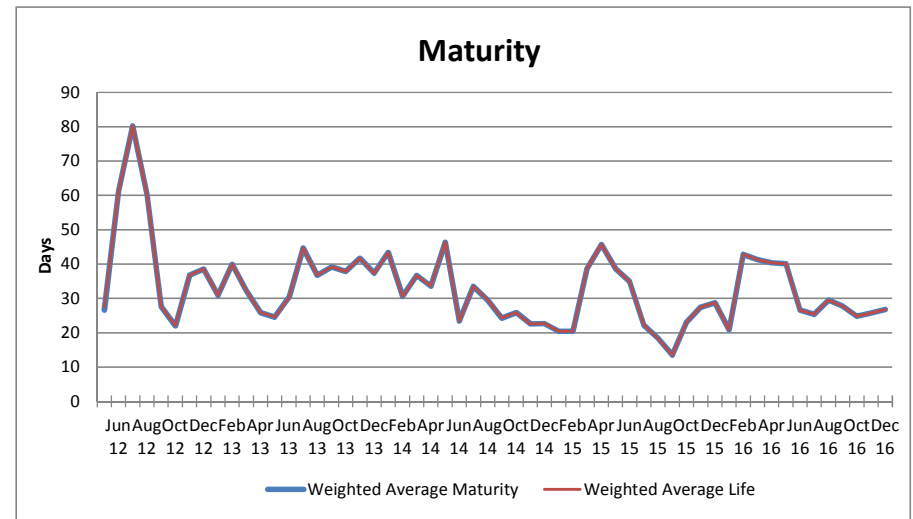
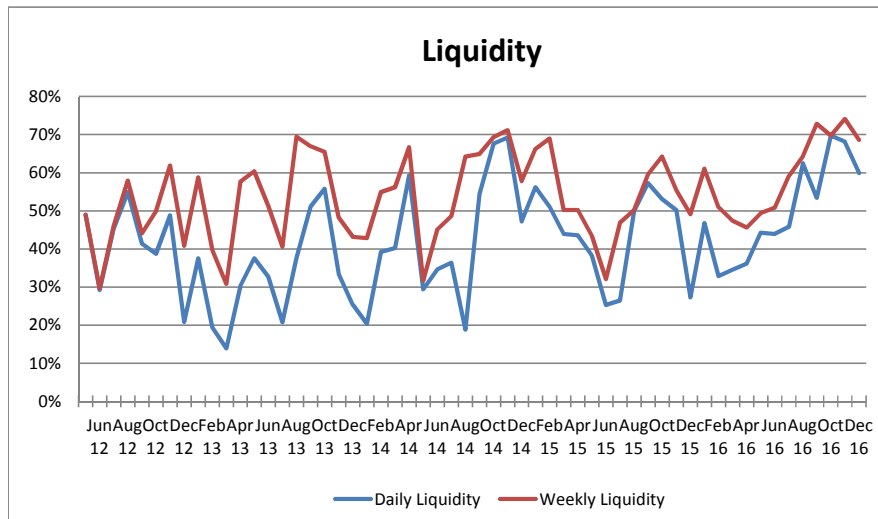
**SECTOR DISTRIBUTION**

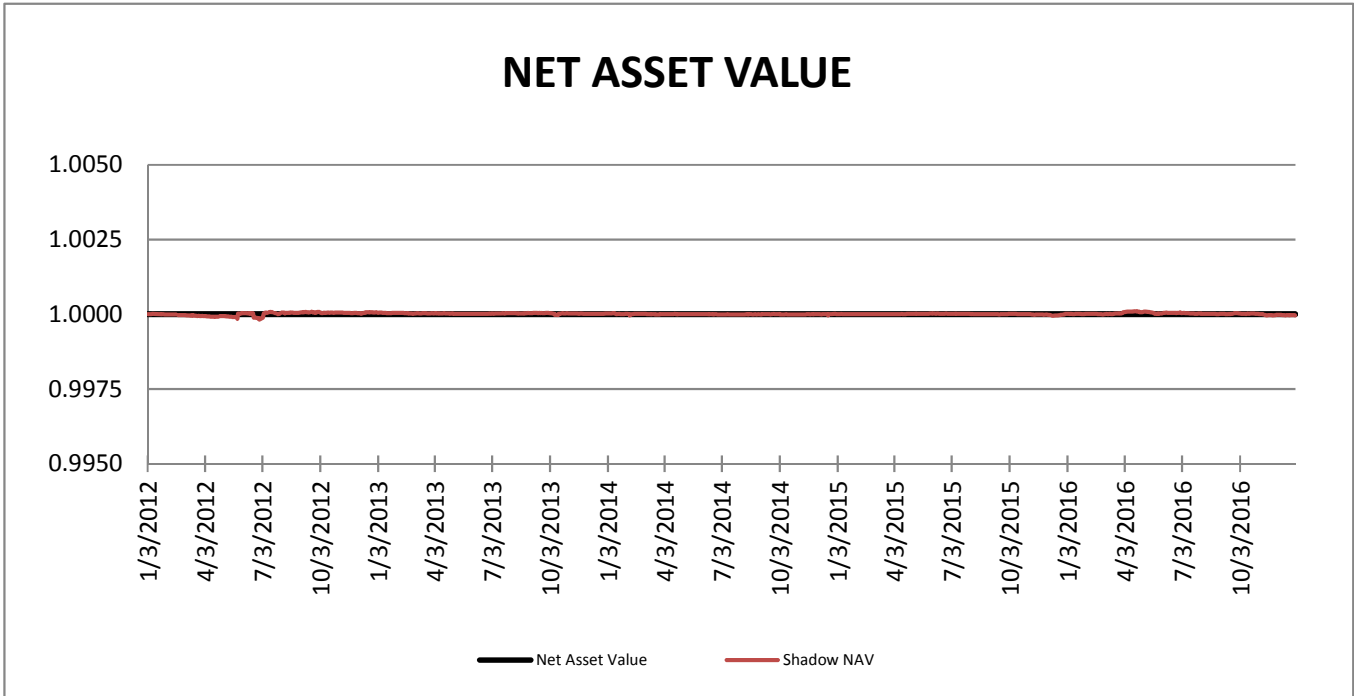
	Book Value	as % of Total
Treasury Debt	\$199,858,806.50	12.48%
Government Agency Debt	\$49,951,111.00	3.12%
Variable Rate Demand Note	\$0.00	0.00%
Other Municipal Debt	\$59,900,069.90	3.74%
Financial Company Commercial Paper	\$124,750,270.75	7.79%
Asset Backed Commercial Paper	\$0.00	0.00%
Other Commercial Paper	\$49,914,520.75	3.12%
Certificate of Deposit	\$100,000,000.00	6.25%
Structured Investment Vehicle Note	\$0.00	0.00%
Treasury Repurchase Agreement	\$0.00	0.00%
Government Agency Repurchase Agreement	\$416,650,000.00	26.02%
Insurance Company Funding Agreement	\$0.00	0.00%
Investment Company	\$600,120,000.00	37.48%
<b>Grand Total</b>	<u><u>\$1,601,144,778.90</u></u>	<u><u>100.00%</u></u>



**LIMITED TERM POOL LIQUIDITY AND MATURITY  
AS OF December 31, 2016**

	12/31/2016	Last 3 Months	FYTD	YTD	1 Year	Since Inception
Weighted Average Maturity	26.80	25.82	26.69	31.02	31.02	33.86
Weighted Average Life	26.80	25.82	26.69	31.02	31.02	33.89
Daily Liquidity	59.90%	65.91%	59.90%	49.82%	49.82%	42.25%
Weekly Liquidity	68.64%	70.81%	68.11%	59.49%	59.49%	54.11%





If the divergence between the NAV and the Shadow NAV exceed 0.0025 the SIC will be notified.

If the divergence between the NAV and the Shadow NAV exceeds 0.005, the fund has "broken the buck"

To date, the maximum divergence has been 0.000182